



iPhone Application

User's Quick Guide

Scr.APP.bk

A home inventory can be invaluable when deciding how much insurance coverage fits your life situation, and makes sure you are adequately protected should you need to file a claim.

NOW THERE'S AN iPhone APP FOR THAT!



1. Launch App

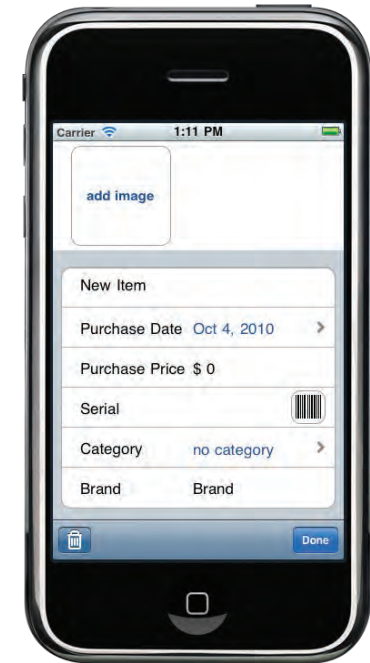


2. Get Started



3. Select a room

Add and delete rooms as needed.



4. Add an item

Take photos of your item, then add details such as room, category, date of purchase and price.

Type serial numbers or use the camera to scan bar codes.

If using a device without a camera, grab images from your photo library.



Scr.APP.bk

iPhone Application

User's Quick Guide



5. Create a .csv or iBook backup

Once your list is updated, tap the backup icon to attach your inventory as a spreadsheet (.csv) to an email.

Or, create an iBook (.pdf) file that can be synced to a computer with iTunes.



6. Tips and Resources

The app connects to online resources from the NAIC to help you *get smart about insurance*.



Scr.APP.bk

Android Application

User's Quick Guide

A home inventory can be invaluable when deciding how much insurance coverage fits your life situation, and makes sure you are adequately protected should you need to file a claim.
NOW THERE'S AN ANDROID APP FOR THAT!

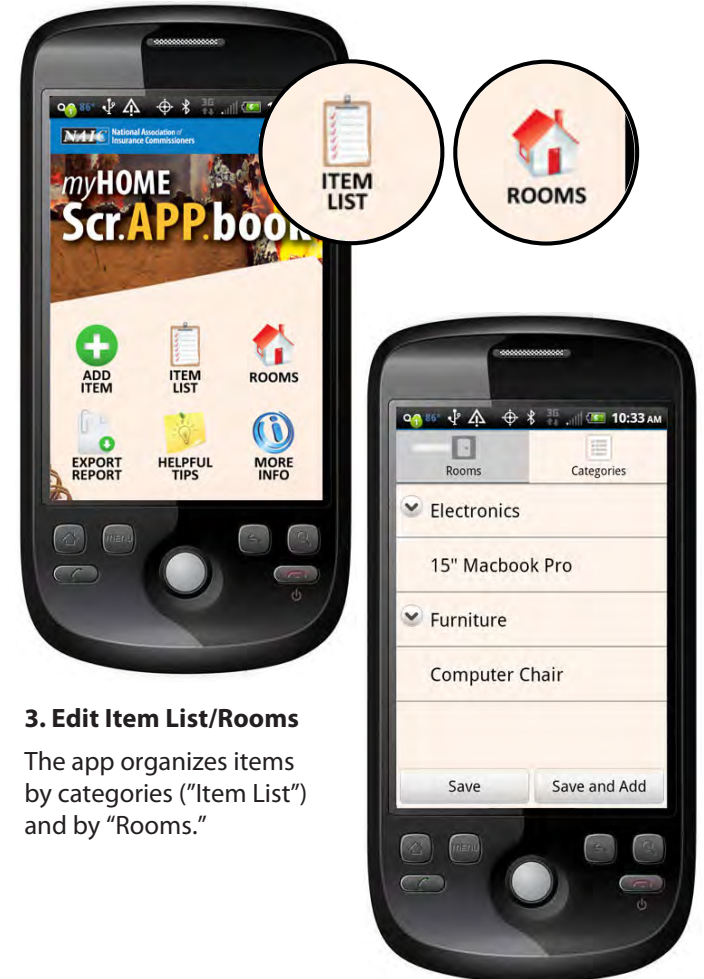
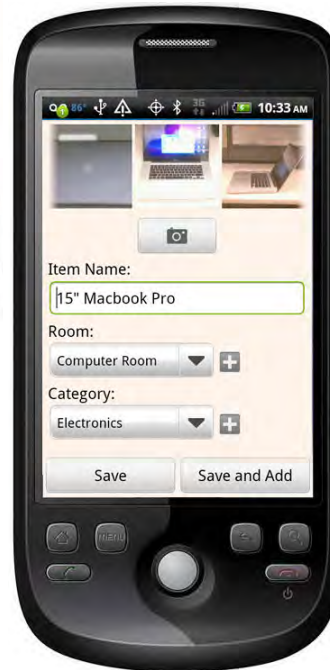


1. Launch App



2. Add Item

Take photos of your item, then add details: name, room, category, date of purchase, price, serial number, then "Save." To add more items, click "Save and Add."



3. Edit Item List/Rooms

The app organizes items by categories ("Item List") and by "Rooms."

For more information visit:
home.insureUonline.org

FRONT





Android Application

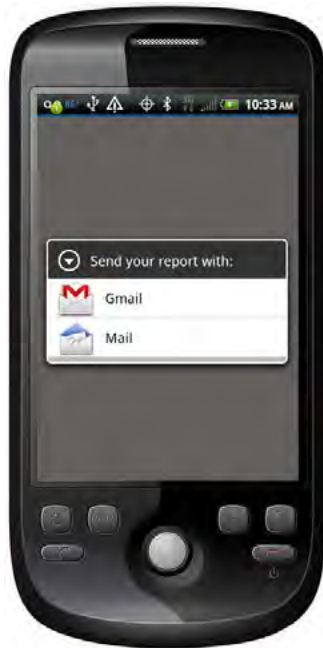
User's Quick Guide

Scr.APP.bk



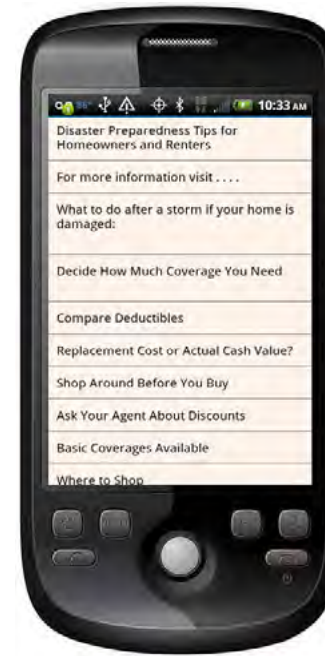
5. Email a .csv file backup

Tap the "Export Report" icon to send yourself the inventory by email or Gmail. The attached .csv file will open in most spreadsheet applications such as Excel.



6. Tips and Resources

The app connects to online resources from the NAIC to help you *get smart about insurance*.



For more information visit:
home.insureUonline.org

BACK